



Coronavirus Disease 2019 (COVID-19)

Daily Situation Report by the Robert Koch Institute

04/11/2021- CURRENT STATUS FOR GERMANY

Confirmed cases		7-day incidence (7-di)		DIVI-Intensive care registry as of 03/11/2021 12:15 AM	Vaccination monitoring as of 04/11/2021
Total ¹	active cases ²	Total population	No. of districts with 7-di > 25/100,000 pop.	Change to previous day for no. of cases currently in ICU	No. of vaccinations reported in last 24h
+33,949 (4,672,368)	+20,500 [ca. 247,800]	154.5 cases/100,000 pop.	+1 [410/411]	+90 [2,226]	1st vaccination: +47,635 2nd vaccination: +70,715
Hospitalised ¹	Recovered ³	Hospitalised (all age groups)	No. of districts with 7-di > 50/100,000 pop.	% of COVID-19 occupancy in total number of operable beds	Total no. of people fully vaccinated against COVID-19 ^{4, 5}
+1,118 (312,435)	+13,300 (ca. 4,328,400)	3.73 cases/100,000 pop.	+6 [398/411]	10.0 %	N1: 57,835,987 N2: 55,647,310
Deaths ¹		Hospitalised aged 60 years +	No. of districts with 7-di > 100/100,000 pop	No. of new cases in ICU compared to the previous day	Share of population fully vaccinated against COVID-19
+165 (96,192)		8.62 cases/100,000 pop.	+16 [284/411]	+193	N1: 69.6 % ⁴ N2: 66.9 % ⁵

Note: DIVI = the German intensive and emergency care society. ICU= Intensive Care Unit

Numbers in () brackets show cumulative values, numbers in [] brackets show current values. Footnotes can be found in the Annex.

COVID-19 cases are notified to the local public health authorities in the respective districts, in accordance with the German Protection against Infection Act (IfSG). The data are further transmitted through the respective federal state health authority to the Robert Koch Institute (RKI). This situation report presents the uniformly recorded nationwide data on laboratory-confirmed COVID-19 cases transmitted to RKI.

– Changes since the last report are marked **blue** in the text –

Summary (as of 04/11/2021, 10:00 AM)

- Yesterday, **33,949** new laboratory-confirmed COVID-19 cases as well as **165** new deaths associated with COVID-19 were transmitted to the RKI in Germany. The national 7-day incidence is **154.5** cases per 100,000 population. The 7-day incidence in federal states lies between **357.4** cases per 100,000 population in **Thuringia** and **71.2** per 100,000 population in **Schleswig-Holstein**.
- Overall, **+1,118** new hospitalisations with COVID-19 were reported, the 7-day incidence of hospitalised cases is **3.73** per 100,000 population.
- On **03/11/2021** (12:15 AM), **2,226** COVID-19 patients were in intensive care units (ICU), **+90** cases compared to the day before. The proportion of COVID-19 occupancy in total number of operable ICU beds for adults is **10.0 %**.
- Since 26/12/2020, **112,530,363** vaccine doses have been administered in Germany. Overall, **69.6 %** of the population in Germany have been vaccinated at least once.⁴ **66.9 %** have received a complete course of vaccination against COVID-19.⁵

Epidemiological Situation in Germany (as of 04/11/2021, 0:00 AM)

Since January 2020, a total of **4,672,368 (+33,949)** laboratory-confirmed cases of COVID-19 have been reported to and validated by the RKI (Table 1). The geographical distribution of cases of the last 7 days is shown in Figure 1. Please see the COVID-19 dashboard (<https://corona.rki.de/>) for information on the number of COVID-19 cases by county (local health authority).

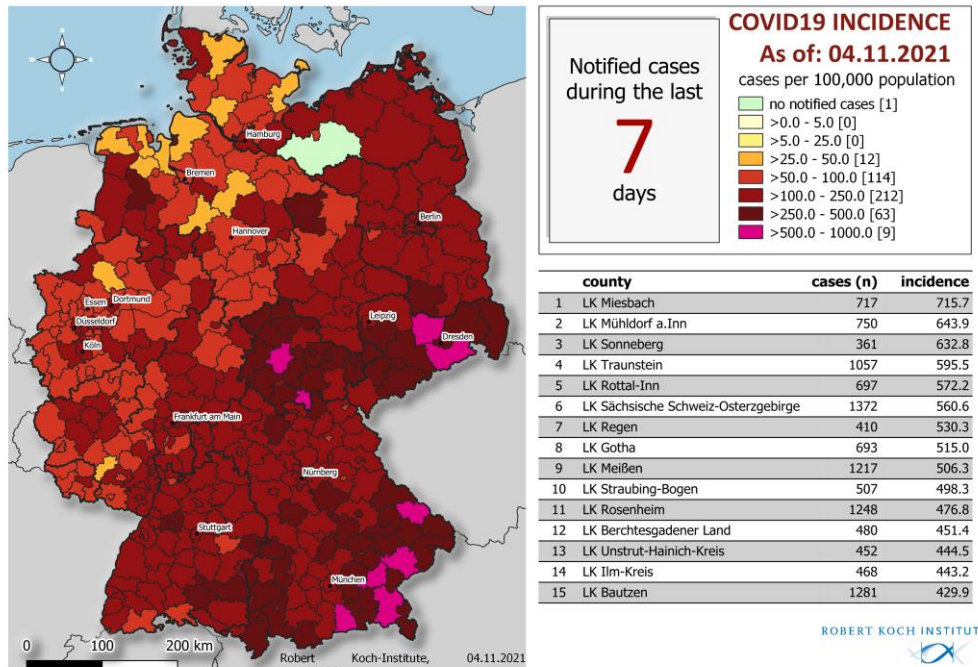


Figure 1: Number and cumulative incidence (per 100,000 population) of reported COVID-19 cases in Germany by county and federal state (n=128,496, 04/11/2021, 12:00 AM). Cases are usually reported according to the district from which they were transmitted. This usually corresponds to the place of residence. Place of residence and probable place of infection do not have to coincide (Ludwigslust-Parchim county does not currently report data due to technical problems associated with a cyber-attack).

Table 1: Number and cumulative incidence (per 100,000 population) of laboratory-confirmed COVID-19 cases, hospitalizations and deaths for each federal state electronically reported to RKI, Germany (04/11/2021, 12:00 AM). The number of new cases includes cases newly notified to the local public health authority, but also on prior days.

Federal State	Cumulative cases			Last 7 days			Cumulative deaths	
	Number of cases	Number of new cases	Cases/100,000 pop.	Cases	Cases/100,000 pop.	Hospitalisations/100,000 pop.	Number of deaths	Deaths/100,000 pop.
Baden-Wuerttemberg	644,306	5,176	5,803	19,242	173.3	3.91	11,048	100
Bavaria	837,268	7,735	6,372	30,847	234.8	4.60	16,170	123
Berlin	227,809	1,525	6,217	6,066	165.6	2.59	3,719	101
Brandenburg	127,592	1,303	5,041	4,030	159.2	2.84	3,937	156
Bremen	35,697	94	5,249	573	84.2	2.50	534	79
Hamburg	99,723	383	5,383	1,990	107.4	1.24	1,826	99
Hesse	360,151	1,824	5,723	8,182	130.0	3.89	7,878	125
Mecklenburg-Western Pomerania	54,429	481	3,379	1,762	109.4	3.66	1,255	78
Lower Saxony	325,194	2,059	4,063	7,111	88.8	1.96	6,105	76
North Rhine-Westphalia	1,022,966	4,542	5,707	17,301	96.5	3.01	18,283	102
Rhineland-Palatinate	195,492	1,045	4,770	3,808	92.9	2.39	4,111	100
Saarland	50,295	246	5,111	756	76.8	1.63	1,069	109
Saxony	336,707	4,418	8,300	13,646	336.4	7.07	10,375	256
Saxony-Anhalt	114,504	915	5,251	3,531	161.9	5.32	3,597	165
Schleswig-Holstein	83,103	346	2,855	2,073	71.2	2.16	1,737	60
Thuringia	157,132	1,857	7,411	7,578	357.4	13.02	4,548	215
Total	4,672,368	33,949	5,619	128,496	154.5	3.73	96,192	116

Quality checks and data cleaning by the local health departments and federal state health authorities can lead to corrections to cases previously transmitted (e. g. detection of duplicate reports). This can occasionally lead to negative values for the number of new cases.

Figure 2 shows the course of the COVID-19 cases per 100,000 population transmitted to the RKI on the last 7 days in each of the federal states and in all of Germany. The values for the 7-day incidence in the federal states range from 357.4 per 100,000 population in Thuringia to 71.2 per 100,000 population in Schleswig-Holstein.

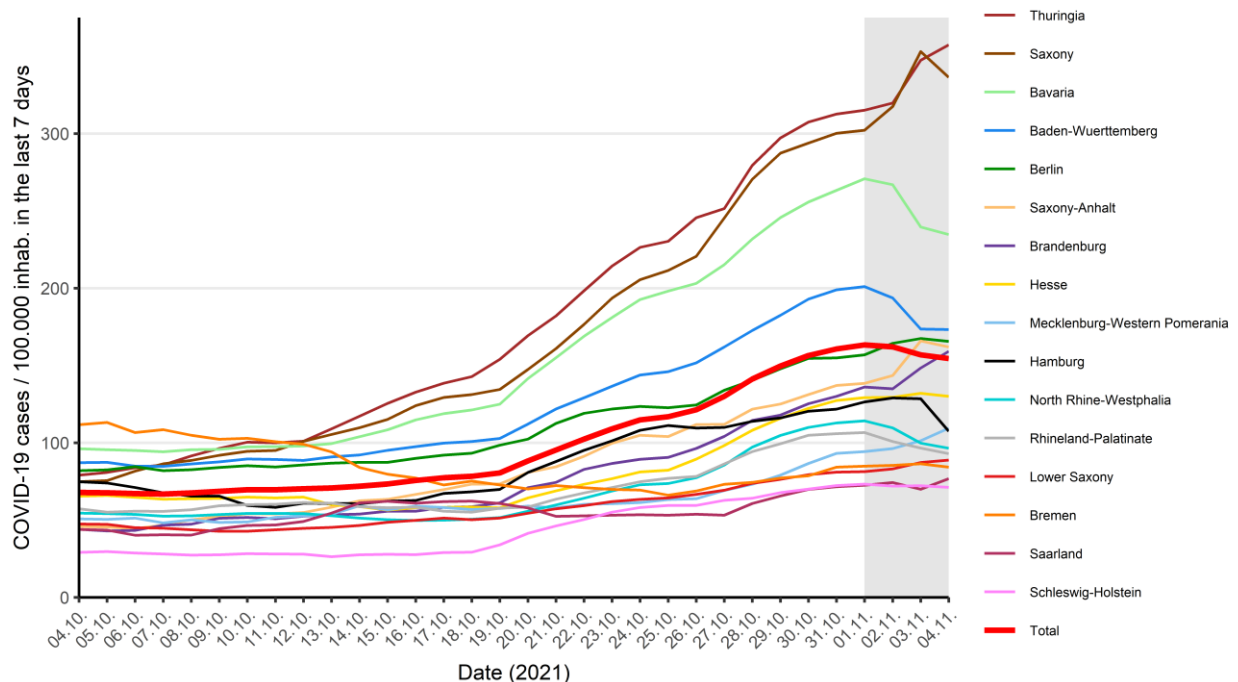


Figure 2: COVID-19 cases/100,000 inhabitants during 7 days in Germany by federal state and reporting date in the health offices (04/11/2021, 0:00 AM). The grey area delineates a range of dates with yet incomplete data, where changes in incidence are likely to occur.

Estimation of the reproduction number (R), taking into account the reporting delay (Nowcasting)

Figure 3 shows the course of estimated 7-day R-value.

7-day R-value
1.01
(95%-prediction interval: 0.95 – 1.07)

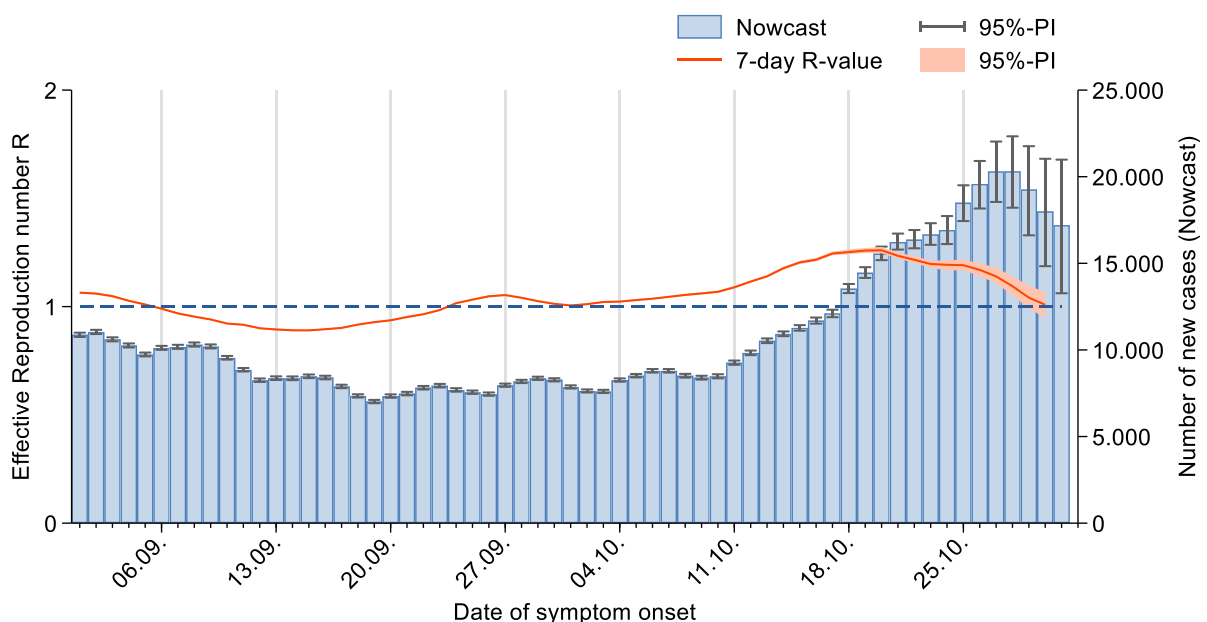


Figure 3: Estimated 7-day R-value (in orange) over the last 60 days, against the background of estimated number of COVID-19 cases according to illness onset (as of 04/11/2021, 12 AM, taking into account cases up to 31/10/2021).

Sample calculations as well as an excel sheet presenting the daily updated R-value can be retrieved under www.rki.de/covid-19-nowcasting. A detailed description of the methodology is available at https://www.rki.de/DE/Content/Infekt/EpidBull/Archiv/2020/17/Art_02.html (Epid. Bull. 17 | 2020 from 23/04/2020).

Annex:

Notes on data collection and evaluation

The data presented in this situation report represent a temporal snapshot. Information on individual cases can be obtained and added by the health authorities in the course of the disease. It is not possible to obtain complete data for all variables.

If necessary, the local public health authorities collect additional information, evaluate reported cases and initiate the necessary infection control measures. In accordance with the Infection Protection Act, the data are transmitted electronically by the local public health authorities to the federal state health authority and from there to the RKI on the next working day at the latest. The data is updated at the RKI daily at 0:00 AM.

Data entry and data transmission can lead to a time lag from the time the case is reported to the local public health authorities until publication by the RKI, so case numbers may deviate from those from other sources.

For the calculation of the incidences, the data of the population statistics of the Federal Statistical Office from 31.12.2020 are used. The calculation of the 7-day incidence is based on the reporting date, i.e. the date on which the local public health authorities became aware of the case and recorded it electronically. For the 7-day incidence, the cases reported on the last 7 days are counted.

On the other hand, the number of cases since the previous day, as shown in the situation report and dashboard, is tied to the date when the case is first published in the RKI's reporting. Thus, due to transmission delays, it may occur that cases with a reporting date more than 7 days ago are still included in the situation report. At the same time, the number of cases since the previous day also may contain cases that were subsequently deleted in data quality checks. Thus, the 7-day incidence cannot be readily calculated from these single-day incidences.

Notes

- 1 The number of cases since the previous day refers to the date of receipt at the RKI; due to the delay in transmission, cases from previous days may be included.
- 2 The number of active cases results from the number of transmitted cases minus the deaths and the estimated number of recovered cases.
- 3 The algorithm for estimating the number of people who have recovered assumes an average duration of illness from onset or hospitalization date on. The true length of symptomatic illness and/or sequelae are usually not available in the reporting system.
- 4 The total number of persons vaccinated at least once includes persons who received initial vaccinations with : Comirnaty® (BioNTech/Pfizer), Spikevax® (Moderna), Vaxzevria® (AstraZeneca) or vaccination with Janssen® (Johnson & Johnson) vaccine.
- 5 Fully vaccinated against COVID-19 means: two vaccine doses with Comirnaty® (BioNTech/Pfizer), Spikevax® (Moderna), Vaxzevria® (AstraZeneca) or one dose with Janssen® (Johnson & Johnson) or a single dose in the case of COVID-19 recovered patients.